



# Area Pro-Disc

May 2020

# Area Pro-Disc range

## *Suitable for different locations*

---

Area is suitable for mid consumption out-of-home locations, looking for a durable and stylish solution, such as:

- **Offices** looking for a stylish, robust, professional machines
- **Waiting room** who need to delight their customers without the fuss of frequent refill and cleaning (i.e. car dealers, lounges, etc.)
- **Food service** with medium consumptions and unattended locations who need a reliable and robust machine and a consistent coffee quality



# Area Pro-Disc range build-up

Area COFFEE Pro-Disc



- Single circuit: 1 boiler & 1 pump
- Coffee dedicated
- 4 direct selections

Area OTC Pro-Disc



- Double circuit: 2 boilers & 2 pumps
- One Touch milk based beverages
- 8 direct selections

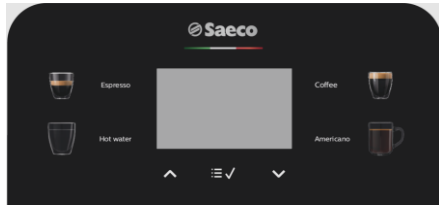
## TECHNICAL CROSS-RANGE FEATURES:

- Capacitive interface with photo-realistic icons
- Independent Hot Water outlet
- 3 different beverage heights: 90, 140 up to 160 mm
- Brewing unit modified to fit **Nespresso Pro** compatible format
- Aluminum and compostable materials pods management
- Semi-automatic ejection of the pods



# Area Pro-Disc COFFEE

## *Aesthetics & main features*



Capacitive UI focused on Coffee.  
4 direct selections and 3 navigation  
and function buttons.

Direct selections are:

- Espresso
- Coffee
- Hot Water
- Americano

Independent hot water  
outlet with clear  
indication of water exit

Two different finishing for the grid:

- Chromed plastic lower grid
- Stainless steel upper grid

Drip tray capacity: 2.5 Lt




Cup holder

4 Lt removable water tank

Matt black plastic  
finishing from Mould on  
the main body

Internal exhausted  
capsules container of 45  
servings capacity

Adjustable spout position, for 3  
different brewing heights, by moving  
the grid and the spout.

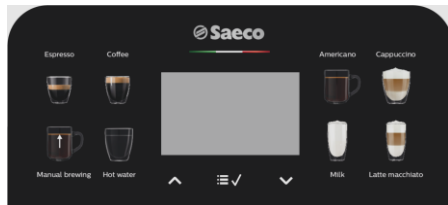


90 mm also with the  
extra-grid included in  
the box (without  
moving the spout)



# Area Pro-Disc OTC

## Aesthetics & main features



Capacitive with 8 direct selections and 3 navigation and function buttons.

Direct selections are:

- Espresso
- Coffee
- Manual Brewing
- Hot Water
- Americano
- Cappuccino
- Milk
- Latte Macchiato

Independent hot water outlet with clear indication of water exit

Two different finishing for the grid:

- Chromed plastic lower grid
- Stainless steel upper grid

Drip tray capacity: 2.5 Lt


Cup holder

4 Lt removable water tank

Matt black plastic finishing from Mould on the main body

Internal exhausted capsules container of 45 servings capacity

Adjustable spout position, for 3 different brewing heights, by moving the grid and the spout.



90 mm also with the extra-grid included in the box (without moving the spout)



Removable cappuccinatore for a deep cleaning



# Operational details

---

<b>CODE</b>	<b>DESCRIPTION</b>	<b>EXPECTED PRESERIE</b>
9J0100	AREA NES OTC PRO DISC MANUAL	July '20
9J0110	AREA NES COFFEE PRO DISC MANUAL	September '20

- Weight 9 kg
- Dimensions (WxHxD) 280 x 380 x 480 mm
- N. of machines per pallet 16

